

December 31, 2023  
Services Summary

# Michigan Works! Southwest Dashboard



# PATH

Partnership. Accountability.  
Training. Hope.

Number of Participants  
(Served 10/01/2023 – 12/31/2023)

397

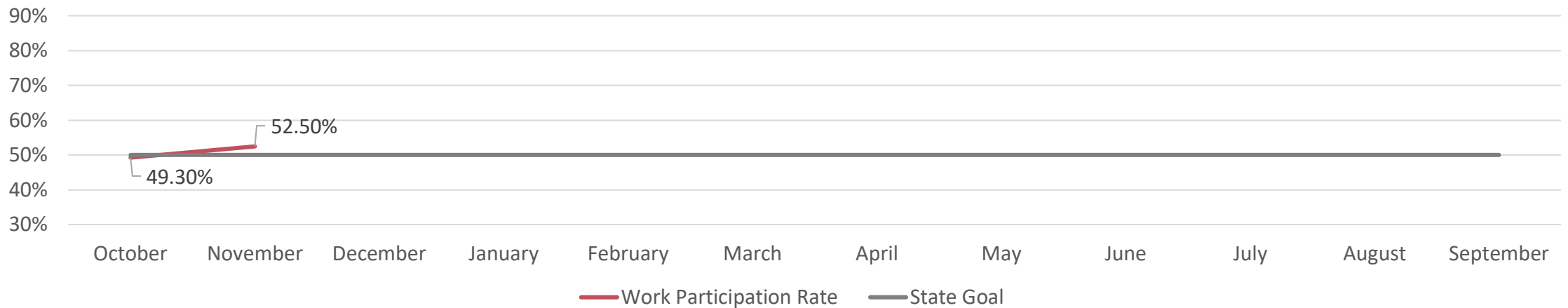
Employment Rate  
(10/01/2023 – 12/31/2023)


36.5%

Wage  
(10/01/2023 – 12/31/2023)

\$15.58

## PATH Work Participation Rate (FY24): 50.9%





# LEAP

Learn, Earn, and Provide

150

Number of Participants  
(Served 10/01/2023 – 12/31/2023)

56.7%

Employment Rate  
(10/01/2023 – 12/31/2023)

\$15.97

Average Wage  
(10/01/2023 – 12/31/2023)

# BRES

Barrier Removal Employment Success

96

Number of Individuals Who Received BRES  
Services  
(10/01/2023 – 12/31/2023)

## Most Common BRES Support Services Provided:

- Housing and Rental Assistance
- Transportation Related

# WIOA and Wagner-Peyser Performance

(Workforce Innovation and Opportunity Act)

	WIOA Adult		WIOA Dislocated Worker		WIOA Youth		Wagner-Peyser	
	Target	Actual	Target	Actual	Target	Actual	Target	Actual
Employment 2nd Quarter After Exit	88.6%	92.9%	90.1%	83%	80.6%	80%	65%	74.8%
Employment 4th Quarter After Exit	83.6%	84.0%	87.6%	93.8%	72.8%	79.3%	63%	70.7%
Median Earnings 2nd Quarter After Exit	\$6,192	\$10,400	\$7,914	\$9,357	\$3,660	\$4,647	\$5,175	\$8,408
Credential Attainment Rate	77.3%	78.6%	76.9%	67%	71.4%	29%	N/A	N/A
Measurable Skill Gains	65.1%	40.8%	67.6%	43.5%	33.3%	1.6%	N/A	N/A

PY23-Q2 outcomes 10/01/2023-12/31/2023; data pull 1/10/2023

See Slide 6 & 7 for Performance Measures Definitions

# Employer Resource Network® (ERN®)

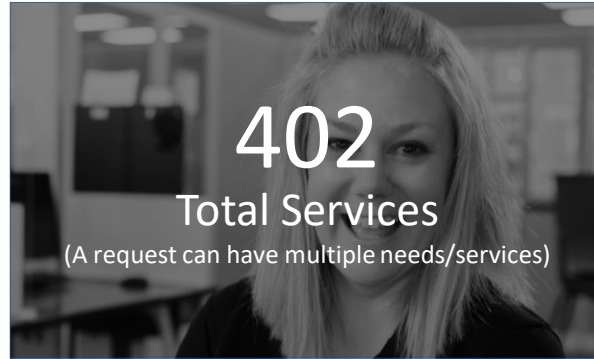
Key Performance Indicators (10/01/2023 to 12/31/2023)

## 767% ROI

Increased Productivity and Retention Saves Money

Based on retention; turnover costs = \$4,129 per employee.

## Highlight



A Human Resources Representative (HRR) suggested that an Employee (EE) reach out to their ERN® Success Coach (SC) for assistance with towing their vehicle from the employer parking lot. EE recently moved to Michigan with their (expecting) Spouse, and 3 children. EE did not have the funds to have the vehicle towed. EE and ERN® SC discussed options.

Following this discussion, ERN® SC discovered that EE needed auto insurance, a MI driver's license, copy of birth certificate and assistance with rent.

EE worked with ERN® SC to obtain documents to apply for Barrier Removal Employment Success (BRES). Funding for all employment barriers was approved by BRES, leaving EE with funds to have the vehicle towed and repaired. EE was very grateful for the confidential, problem-solving assistance of ERN® SC and BRES funding, to remove employment barriers related to transportation.

# WIOA Performance Measures Overview

## Source: State of Michigan WIOA Manual

**Employment Rate – 2nd Quarter after Exit:** The percentage of participants who are in unsubsidized employment during the second quarter after exit from the program. For WIOA Title I Youth, the indicator is the percentage of participants in education or training activities, or in unsubsidized employment during the second quarter after exit.

**Employment Rate – 4th Quarter after Exit:** The percentage of participants who are in unsubsidized employment during the fourth quarter after exit from the program. For WIOA Title I Youth, the indicator is the percentage of participants in education or training activities, or in unsubsidized employment during the fourth quarter after exit.

**Median Earnings – 2nd Quarter after Exit:** The median earnings of participants who are in unsubsidized employment during the second quarter after exit from the program.

**Credential Attainment:** The percentage of those participants enrolled in an education or training program (excluding those in On-the-Job Training [OJT] and customized training) who attain a recognized post-secondary credential or a secondary school diploma, or its recognized equivalent, during participation in or within four quarters after exit from the program. A participant who has attained a secondary school diploma or its recognized equivalent is included in the percentage of participants who have attained a secondary school diploma or its recognized equivalent only if the participant also is employed within four quarters after exit or is enrolled in an education or training program leading to a recognized post-secondary credential within 365 days of exit from the program.

# WIOA Performance Measures Overview

## Source: State of Michigan WIOA Manual

**Measurable Skill Gains:** The percentage of program participants who, during a program year, are in an education or training program that leads to a recognized post-secondary credential or employment and who are achieving measurable skill gains, defined as documented academic, technical, occupational, or other forms of progress, towards such a credential or employment. Depending on the type of education or training program, documented progress is defined as one of the following:

- Documented achievement of at least one educational functioning level of a participant who is receiving instruction below the post-secondary education level.
- Documented attainment of a secondary school diploma or its recognized equivalent.
- Secondary or post-secondary transcript or report card for a sufficient number of credit hours that shows a participant is meeting the state's unit academic standards.
- Satisfactory or better progress report towards established milestones, such as completion of OJT or completion of one year of an apprenticeship program or similar milestones, from an employer or training provider who is providing training.
- Successful passage of an exam that is required for a particular occupation or progress in attaining technical or occupational skills as evidenced by trade-related benchmarks, such as knowledge-based exams.